


OSWALD COFFEE TABLE



The 'Oswald' Coffee Table evokes the subtle curves and contours inspired by the imagery of a Roman Shield. This coffee table features a juxtaposition between the curve of the cast bronze legs and the strong geometry from the brass detailing set within the timber top.



OSWALD COFFEE TABLE

VARIATION I



FAWN-STAINED
OAK TOP



CAST BRONZE
BASE



BRONZE FINISH
DETAILS

VARIATION II



MID-BROWN
OAK TOP



CAST BRONZE
BASE



BRASS FINISH
DETAILS


VARIATION III



CHOCOLATE-
BROWN OAK
TOP



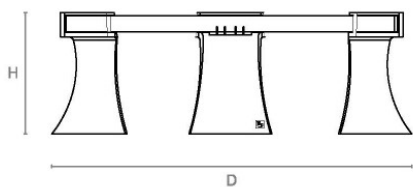
CAST BRONZE
BASE



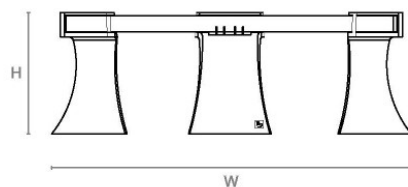
BRASS FINISH
DETAILS

ALTERNATIVE FINISH COMBINATIONS AVAILABLE, SEE FBC LONDON FINISHES LOOKBOOK FOR REFERENCE OR CONTACT FBC LONDON TO SPECIFY BESPOKE FINISHES FOR YOUR ORDER.
(BESPOKE DESIGN FEE CHARGES MAY BE APPLICABLE)

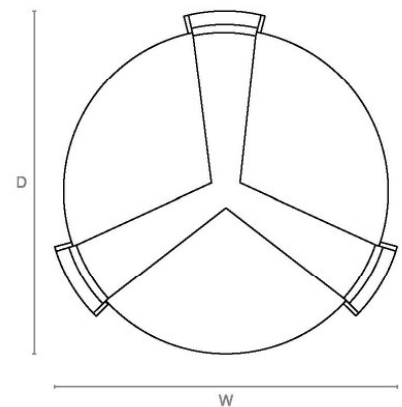
LINE DRAWINGS



Side Elevation



Front Elevation



Plan

DIMENSIONS

FULL

450mmH x 1200mm Diam
17.7 in H x 47.25in Diam

LEAD TIME & SHIPPING

12- 14 weeks + shipping. Shipping costs quoted upon confirmation of delivery address.

NOTES

This piece can be tailor made to bespoke sizes and finishes, please enquire for further details.

FINISHES VARIATIONS

FBC London products are fabricated to the highest quality. The majority of finishes are made and finished by hand and thus some variation is to be expected. FBC London works closely with our fabricators to assure all the finishes are to our typical high standards and closely align to FBC master references. With finishes of natural material such as wood and stone inherent disparities in colour and grain pattern because of variations caused by nature, over which FBC London has no control. FBC London cannot guarantee exact colour, grain, or texture of wood or stone but will work closely with you as our client to highlight this where necessary