


BRIDGE SIDE TABLE




The Bridge Side Table is inspired by the structural geometry of the bridge. Consistent with the other pieces in the Bridge range, the smooth surface of the high gloss top is contrasted with the more textural design of the table's linear legs. The Bridge Side Table also represents the city skyline, detailed along the base.




BRIDGE SIDE TABLE




FAWN-STAINED
OAK TOP




TAUPE-METALLIC
OAK BASE




BRONZE FINISH
DETAILS



HIGH GLOSS
WALNUT TOP



WALNUT BASE



BRASS FINISH
DETAILS

ALTERNATIVE FINISH COMBINATIONS AVAILABLE, SEE FBC LONDON FINISHES LOOKBOOK FOR REFERENCE OR CONTACT FBC LONDON TO SPECIFY BESPOKE FINISHES FOR YOUR ORDER.

(BESPOKE DESIGN FEE CHARGES MAY BE APPLICABLE)

DIMENSIONS

SIZE I

550mm H x 600mm W x 450mm D
21.7in H x 23.6in W x 17.7in D

SIZE II

650mm H x 800mm W x 500mm D
25.6in H x 31.5in W x 19.7in D

NOTES

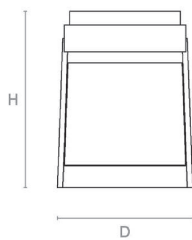
This piece can be tailor made to bespoke sizes and finishes, please enquire for further details.

FINISHES VARIATIONS

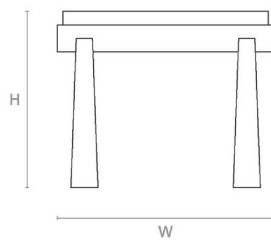
FBC London products are fabricated to the highest quality. The majority of finishes are made and finished by hand and thus some variation is to be expected. FBC London works closely with our fabricators to assure all the finishes are to our typical high standards and closely align to FBC master references. With finishes of natural material such as wood and stone inherent disparities in colour and grain pattern because of variations caused by nature, over which FBC London has no control. FBC London cannot guarantee exact colour, grain, or texture of wood or stone but will work closely with you as our client to highlight this where necessary.

LINE DRAWINGS

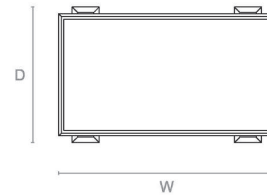
SIZE I



Side Elevation



Front Elevation



Plan

SIZE II

