

ADA FOOTSTOOL

OUTDOOR COLLECTION



Ada is derived from the ancient Greek name Adalheidis. The lightly textured metal frame provides the stability and strength whilst maintaining a slender elegant appearance allowing the piece to integrate into any indoor or outdoor environment.




ADA FOOTSTOOL

FINISH OPTIONS - FRAME



BRUSHED ALUMINIUM




BRONZE FINISH




CUSTOM COLOUR


CUSTOM RAL or PANTONE COLOUR




CREAM WHITE RAL 9010




CREAM RAL 9007



GREY WHITE RAL 9002



SIGNAL WHITE RAL 9003



PEARL WHITE RAL 1013

UPHOLSTERY OPTIONS



COM

DIMENSIONS

400mm H x 750mm W x 450mm D x
400mm SH x 450mm SD
15.7in H x 29.5in W 17.7in D x 15.7in SH x
17.7in SD

FABRIC SPECIFICATIONS

Upholstered items may be ordered using customer's own fabric or leather.

COM plain fabric 54": 4m | 4.4 yards
COL: 5m | 5.5 yards

Specialty COM, Patterns, velvet or other:
Please inquire.

NOTES


This piece can be tailor made to bespoke sizes and finishes, please inquire for further details.

FINISHES VARIATIONS

FBC London products are fabricated to the highest quality. The majority of finishes are made and finished by hand and thus some variation is to be expected. FBC London works closely with our fabricators to assure all the finishes are to our typical high standards and closely align to FBC master references. With finishes of natural material such as wood and stone inherent disparities in colour and grain pattern because of variations caused by nature, over which FBC London has no control. FBC London cannot guarantee exact colour, grain, or texture of wood or stone but will work closely with you as our client to highlight this where necessary.

Creating a natural flow between interior and exterior living the outdoor collection provides our clients the same statement appeal of our trademark designs, known for texture and materiality, now in alternative construction, alfresco ready.

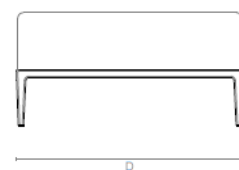
LINE DRAWINGS



Plan



Side Elevation



Front Elevation