

LONDON

CITY BEDSIDE TABLE



LONDON

CITY BEDSIDE TABLE

DIMENSIONS

SIZE 1

500mm H | 600mm W | 500mm D  
19 3/4" H | 23 1/2" W | 19 3/4" D

SIZE 2

750mm H | 800mm W | 500mm D  
29 1/2" H | 31 1/2" W | 19 3/4" D

DESCRIPTION

The City range takes inspiration from London's skyscrapers that are reflected in the windows of different buildings around the city and is embodied in the design of the City range. Each chip is individually hand applied. Available in two sizes, the number of pull out drawers is variable depending on which size you choose.

NOTES

This piece can be tailor made to bespoke sizes and finishes, please enquire for further details

FINISHES

ALTERNATIVE FINISH COMBINATIONS AVAILABLE, SEE FBC LONDON FINISHES LOOKBOOK FOR REFERENCE OR CONTACT FBC LONDON TO SPECIFY BESPOKE FINISHES FOR YOUR ORDER.

FINISHES

OPTION 1



WHITE CHIPPED OAK S.011




WHITE GREY WALNUT W.004

OPTION 2



CHOCOLATE CHIPPED OAK S.012




HIGH GLOSS OAK HG.001


BASE



BRASS HT.001



ANTIQUÉ BRASS MT.02




BRONZED BRASS MT.03

LINE DRAWINGS

SIZE 1



SIZE 2



PLAN

FRONT

SIDE

FINISHES VARIATIONS

FBC London products are fabricated to the highest quality. The majority of finishes are made and finished by hand and thus some variation is to be expected. FBC London works closely with our fabricators to assure all the finishes are to our typical high standards and closely align to FBC master references. With finishes of natural material such as wood and stone inherent disparities in colour and grain pattern because of variations caused by nature, over which FBC London has no control. FBC London cannot guarantee exact colour, grain, or texture of wood or stone but will work closely with you as our client to highlight this where necessary.