

**DIMENSIONS**

450mm H | 1200mm W | 1200mm D  
17 1/2" in H | 47" in W | 47" in D

**DESCRIPTION**

The 'Oswald' coffee table evokes the subtle curves and contours inspired by the imagery of a Roman Shield. This coffee table features a juxtaposition between the curve of the cast bronze legs and the strong geometry from the brass detailing set within the timber top.

**NOTES**

This piece can be tailor made to bespoke sizes and finishes, please enquire for further details

**FINISHES**

ALTERNATIVE FINISH COMBINATIONS AVAILABLE, SEE FBC LONDON FINISHES LOOKBOOK FOR REFERENCE OR CONTACT FBC LONDON TO SPECIFY BESPOKE FINISHES FOR YOUR ORDER.

**FINISHES VARIATIONS**

FBC London products are fabricated to the highest quality. The majority of finishes are made and finished by hand and thus some variation is to be expected. FBC London works closely with our fabricators to assure all the finishes are to our typical high standards and closely align to FBC master references. With finishes of natural material such as wood and stone inherent disparities in colour and grain pattern because of variations caused by nature, over which FBC London has no control. FBC London cannot guarantee exact colour, grain, or texture of wood or stone but will work closely with you as our client to highlight this where necessary.

**FINISHES**


**TOP**



FAWN STAINED OAK  
W.002



STONE GREY OAK  
W.003



MID BROWN OAK  
W.007



CHOCOLATE BROWN OAK  
W.008

**BASE**




CAST BRONZE  
MT.015


**METAL INLAY**



BRASS  
MT.001



ANTIQUÉ BRASS  
MT.002

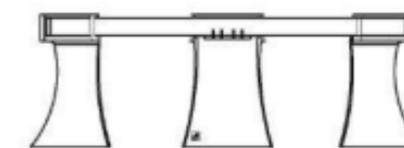


BRONZED BRASS  
MT.003

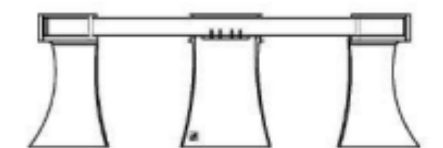
**LINE DRAWINGS**



PLAN



FRONT



SIDE