

COLUMN SIDE TABLE OVAL OUTDOOR



COLUMN SIDE TABLE OUTDOOR

DIMENSIONS

SIZE 1
480mm H | 650mm W | 450mm D
19 "in" H | 25 3/4 "in" W | 17 3/4 "in" D
SIZE 2
580mm H | 650mm W | 450mm D
22.8 "in" H | 25.6 "in" W | 17.7 "in" D

DESCRIPTION

The Column range is inspired by the columns from the Roman/Greek temples. This range features the geometric pattern of industrial scale rivets on the columns. These originate from the large rivets commonly seen in the industrial pieces of the era. The metal base is combined with a faux stone top.

NOTES


This piece can be tailor made to bespoke sizes and finishes, please enquire for further details

FINISHES

TOP



NILIUM
D.001




REM NATURAL
D.002



BERGEN STONIKA
D.003

BASE




CREAM WHITE
RAL 9001
OR.002




GREY WHITE
RAL 9002
OR.003



SIGNAL WHITE
RAL 9003
OR.004



PEARL WHITE
RAL 1013
OR.005

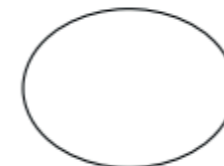


BRONZE POWDER
COATED
MT.016

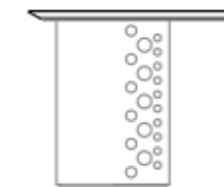
FINISHES VARIATIONS

FBC London products are fabricated to the highest quality. The majority of finishes are made and finished by hand and thus some variation is to be expected. FBC London works closely with our fabricators to assure all the finishes are to our typical high standards and closely align to FBC master references. With finishes of natural material such as wood and stone inherent disparities in colour and grain pattern because of variations caused by nature, over which FBC London has no control. FBC London cannot guarantee exact colour, grain, or texture of wood or stone but will work closely with you as our client to highlight this where necessary.

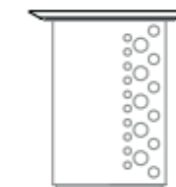
LINE DRAWINGS



PLAN



FRONT



SIDE