

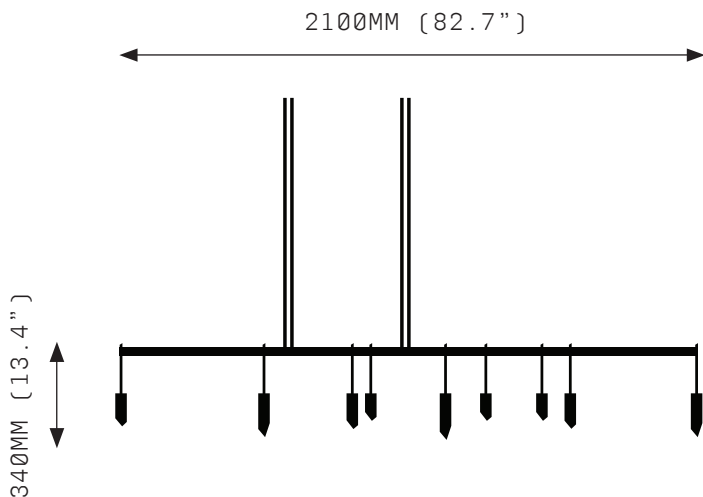
ABACUS 2100



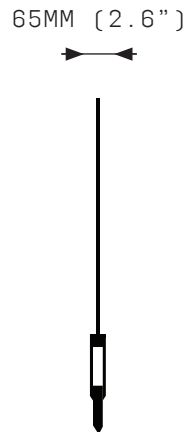
The Abacus is a sophisticated tool dating back to 300 BC. Sliding stones along a rod, ancient statesmen, merchants and mathematicians performed mathematical balancing acts using this simple yet powerful tool.

ABACUS enacts this ancient, loaded gesture, allowing faceted brass clasped quartz crystals to be balanced at any point along a horizontal brass beam. Diffused LED light both highlights the jewel clasp and emanates downwards to wash surfaces in warm, dimmable light. Jewel drop and beam additions allow the expression of either minimal or elaborate balancing acts.

ABACUS 2100



FRONT VIEW



SIDE VIEW

SPECIFICATIONS

Ordering Code:
ABA.2100

Lamp:
24V LED WW 2700K

Lumens:
3528 lm

Voltage:
24V DC

Watts:
41W

Weight:
Approx. 16kg*
*Exclusive of canopy

Inclusions:
9 Quartz crystal drops
Power Supply Unit x 60W

Exclusions:
User Interface, Dimmer Unit

PRODUCT OPTIONS

Finishes:
AB Aged Brass

Suspension: *
ROD Vertical Rod
*Contact us for alternatives.

Canopy: *
Linear Flush Mount
Linear Surface Mount
*Refer to Canopy Specification Guide

Extra crystal drops
available on request.

WARRANTY

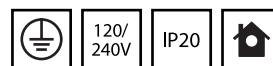
3 Years Fixture
3 Years Power Supply Unit
3 Years LED

Abacus is a solid fixture that will require very little maintenance over the years.

If your Abacus is treated with care, it will shine brightly for many years to come.

Quartz is a mineral formed by the Earth. Each crystal piece will be unique due to natural variation of size, shape, colour and clarity.

Contact us for custom variations.



Installation should only be undertaken by a qualified professional