

ROMAN I SIDE TABLE



The Roman I, moulded from an original hand carved design, available in various finishes. For indoor and outdoor use.



ROMAN I SIDE TABLE VARIATIONS

VARIATION I



PEWTER PATINA

VARIATION II



BRONZE PATINA

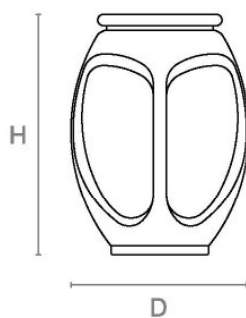
VARIATION III



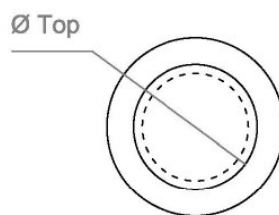
GREY WHITE

ALTERNATIVE FINISH COMBINATIONS AVAILABLE, SEE FBC LONDON FINISHES LOOKBOOK FOR REFERENCE OR CONTACT FBC LONDON TO SPECIFY BESPOKE FINISHES FOR YOUR ORDER.
(BESPOKE DESIGN FEE CHARGES MAY BE APPLICABLE)

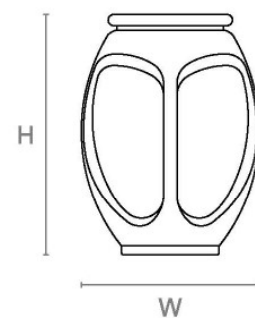
LINE DRAWINGS



Side Elevation



Plan



Front Elevation

DIMENSIONS

540mm H x 400mm W x 400mm D
280mm D (TOP)
21.26in H x 15.75in W x 15.75in D
11.02in D

LEAD TIME & SHIPPING

12- 14 weeks + shipping. Shipping costs quoted upon confirmation of delivery address.

NOTES

This piece can be tailor made to bespoke sizes and finishes, please enquire for further details.

FINISHES VARIATIONS

FBC London products are fabricated to the highest quality. The majority of finishes are made and finished by hand and thus some variation is to be expected. FBC London works closely with our fabricators to assure all the finishes are to our typical high standards and closely align to FBC master references. With finishes of natural material such as wood and stone inherent disparities in colour and grain pattern because of variations caused by nature, over which FBC London has no control. FBC London cannot guarantee exact colour, grain, or texture of wood or stone but will work closely with you as our client to highlight this where necessary